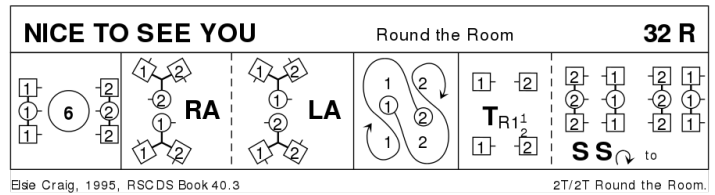


# 2019-04-20 Spring Fling Paris Saturday

## 1 NICE TO SEE YOU R32 · 3+3RR

Elsie Craig: RSCDS XL 3 · Crib: E-cribs · Diagram: Keith Rose's Diagrams

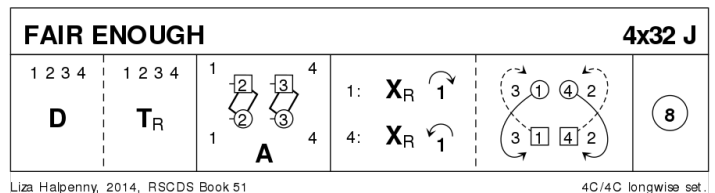
- 1-- All circle6 and back
- 9-- Each M with the two W on his right (own and opposite line) RHA ; the M pass Rsh into LHA with the W on the L.
- 17-- Each M Fig8 round opposite two W (starting Lsh to opposite W on his R) to finish between them
- 25-- All W turn W opposite RH 1½ to rejoin their M partner ; all trios set NHJ | all set swiveling R to face new trio



## 2 FAIR ENOUGH J32 · 4/4L

Liza Halpenny: RSCDS LI 4 · Crib: E-cribs · Diagram: Keith Rose's Diagrams

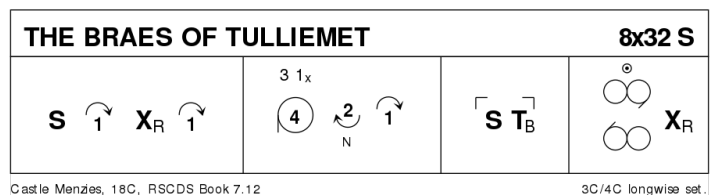
- 1-- All dance BtoB ; turn P RH, 2c+3c finish RHJ facing up
- 9-- 2c+3c Allemande (1,3,2,4)
- 17-- 1c+4c cross RH | cast inwards (3c+2c to end) ; ½ Fig8 through end couple (3,1,4,2)
- 25-- Circle8 and back



## 3 THE BRAES OF TULLIEMET S32 · 3/4L

RSCDS VII 12 · Crib: E-cribs · Diagram: Keith Rose's Diagrams

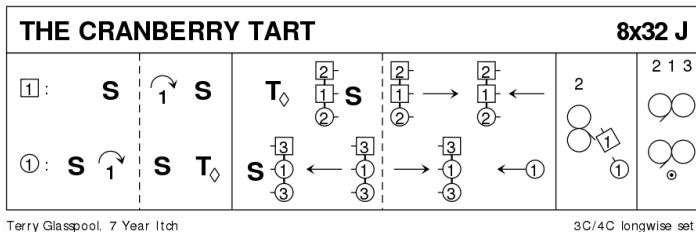
- 1-- 1c set | cast off (2c up) ; cross RH | cast off (3c up) (2,3,1x)
- 9-- 3c+1c circle4 L, to sidelines ; 1c dance to the top | cast off to face 1cnrs (3c down)
- 17-- 1c set to and turn corners
- 25-- Reels3{6} on the sides (Lsh to 1cnr) | 1c cross over (2,1,3)



## 4 THE CRANBERRY TART J32 · 3/4L

Terry Glasspool: *Dances from the Seven Year Itch* · Crib: *E-cribs* · Diagram: *Keith Rose's Diagrams*

- 1-16** | *Fugue*: 1M set | cast (2M up) ; set | petronella to between 3c ; set with 3c | advance with 3c ; retire with 3c | advance alone **while{16}** 1W waits {2} and then repeats 1M's [1-14], dancing with 2W and 2c, on [16] 1W pivots R to give Rsh to 2W
- 17-** 1W with 1M following Reel3 across with 2c, finish (2,1,3)
- 25-** Parallel Reels3 on own sides, 1c Rsh to 3c (2,1,3)

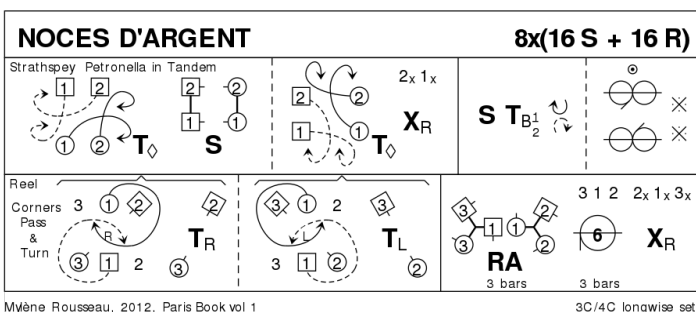


## 5 NOCES D'ARGENT M32 · 3/4L

Myène Rousseau: *The Paris Book of Scottish Country Dances, vol. 1* · Crib: *E-cribs* · Diagram: *Keith Rose's Diagrams*

### Strathspey

- 1--** 1c+2c Petronella in tandem | set ; repeat [1-2] | cross RH, 1c in 2pl centre (2,1,3)
- 9--** 1c set | turn BH ½ to face opp. sides ; 2c+1c+3c ½ Reel3 on sidelines, Rsh to 1cnrs, 1c finish facing 1cnrs (pos), All clap twice



### Reel

- 1--** 1c+2cnrs »RH Cnrs Pass and Turn«, Rsh to 2cnrs who turn RH, on [4] 1c turn RH ½ and finish facing 2cnrs (pos) ; 1c+1cnrs »LH Cnrs Pass and Turn«, Lsh to 1cnrs who turn LH, on [8] 1c turn LH to finish Lsh in midline facing opp. sides
- 9--** 1W+3c & 1M+2c RHA{3} (to 3,1,2), Circle6{3} L ½ (2x,1x,3x) | All cross RH (2,1,3)

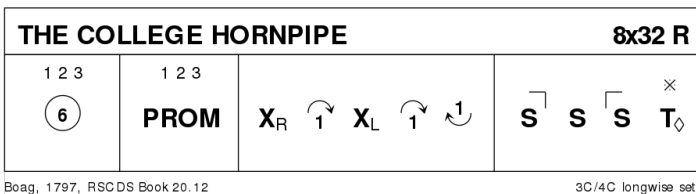
*Note. Original instruction before 2017 was:*

- 9--** | 1W+3c & 1M+2c RHA{3} (to 3,1,2), Cross{2} Rsh, Circle6{3} L ½ (2,1,3)

## 6 THE COLLEGE HORNPIPE R32 · 3/4L

W Boag (18C): *RSCDS XX 12* · Crib: *E-cribs* · Diagram: *Keith Rose's Diagrams*

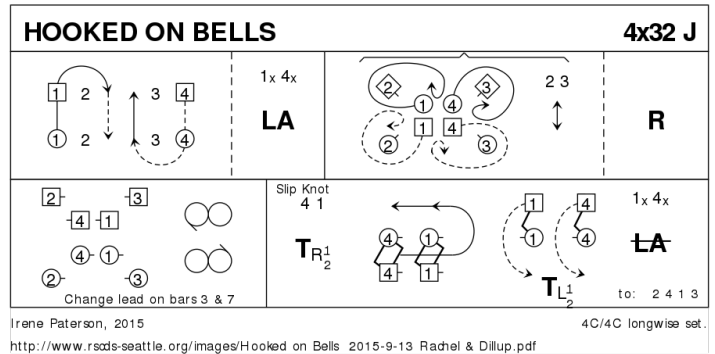
- 1-** 1c+2c+3c circle6 and back, finishing in couples for
- 9-** 1c+2c+3c Promenade
- 17-** 1c cross RH, cast off one {3} cross LH, cast off one | lead up to face 1cnrs (2c up on [19-20])
- 25-** 1c SetH&G with clap on [31] and Petronella Turn to own sideline



## 7 HOOKED ON BELLS J32 · 4/4L

Irene Paterson · Crib: SCDDDB Contributed Cribes & Diagrams · Diagram: Keith Rose's Diagrams

- 1-4** 1L and 4M lead a chase followed by their partner: cast up/down around 2/3C and dance across
- 5-8** 1C+4C LH across
- 9-12** 1C+4C dance out (1M+4L out ends, 1L+4M out sides) and cast around one person, pulling back right shoulders at end WHILE 2C+3C advance and retire on diagonal
- 13-16** Repeat from new positions, 1C+4C finishing slightly inside, M facing down, L facing up
- 17-24** Alternating tandem reels of 3 on sides
- 25-32** 4C+1C slip knot

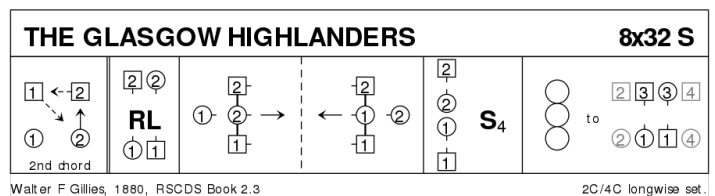


## 8 THE GLASGOW HIGHLANDERS S32 · 2/4L

Walter F Gillies: RSCDS II 3 · Crib: E-cribs · Diagram: Keith Rose's Diagrams

2 chords. On 2nd chord 1W crosses down to R of P, 2W moves 1 place up and 2M crosses to her place, so 1c faces 2c.

- 1-** 1c+2c R&L, finish with 2M between 2W & 1W facing down and NHJ, 1M behind him
- 9-** 1W+2M+2W dance down the middle, 1M following ; all turn (W inwards, M R about) 1M NHJ with the women, and 2M following, dance up to finish in line across, the W on the sidelines facing P in the middle (1c on M side)
- 17-** 1c+2c set to P: Glasgow Highlanders step (M may do some other Highland step)
- 25-** Reels4 {6} across the dance | 1c lead down the M side and 2c up the W side to face next couple. On reaching the top, 2c waits inactive on own side ; on reaching the bottom 1c waits inactive on own side.

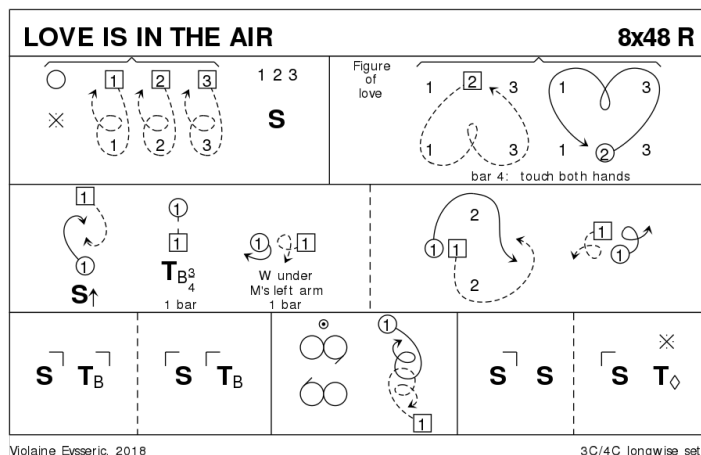


Notes: The RSCDS prescribes a 4c set, but the tradition is a longwise set 'for as many as will'.

## 9 LOVE IS IN THE AIR R48 · 3/4L

Violaine Eysseric · Crib: SCDDDB Contributed Cribs & Diagrams · Diagram: Keith Rose's Diagrams

- 1- 1M+2M+3M clap **while** 1W+2W+3W turn around their partner (passing Rsh), twirl in front of them and go back to their place. All set.
- 9- 2c does the "figure of love" (= two inverted hearts): 2W crosses up and casts down 1 place, **while** 2M crosses down and casts up 1 place. 2c meet in the middle, touch both hands and twirl (Lsh back). 2W casts off (behind 3M) and crosses back to original place, **while** 2M casts off (behind 1W) and crosses back to place.
- 17- 1c set advancing (passing Rsh), then turn BH (about  $\frac{3}{4}$  turn), at the end of the turn, 1W passes under 1M's arm. 1W casts off 1 place behind 2M **while** 1M casts off 1 place behind 2W (2c steps up) : 1c meet in second place, in the middle of the set, turn without hands (passing Lsh) and swivel left to face 1st cnrs.
- 25- 1c set and turn 1st cnr BH, repeat with 2nd cnr.
- 33- Reels3{6} on opposite side (Lsh to 1 cnrs). 1c turn in the middle without hands (passing Rsh) and swivel right to face their 1st cnr.
- 41- 1c set H&G (on the last petronella, all clap).

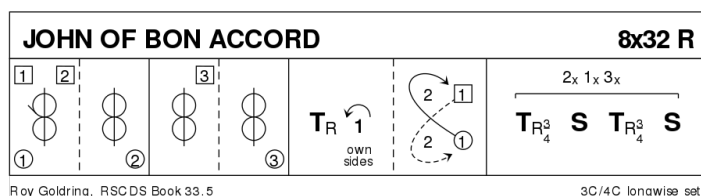


## INTERVAL

## 10 JOHN OF BON ACCORD R32 · 3/4L

Roy Goldring: RSCDS XXXIII 5 · Crib: E-cribs · Diagram: Keith Rose's Diagrams

- 1-16 4 progressive  $\frac{1}{2}$ Reels3 across, as follows: 1c+2W (1c start Rsh to P) ; 1c+2M (start Lsh) ; 1c+3W (Rsh) ; 1c+3M (Lsh), 1c finish in 3pl a bit in from the sidelines (2c & 3c finish their reels in 1plx and 2plx)
- 17- 1c turn RH, cast up one place on own sides (3c down) ; 1c  $\frac{1}{2}$  Fig8 round 2c (2x,1x,3x)
- 25- All turn P  $\frac{3}{4}$  RH to face P along the midline | All Set retaining RHJ ; all turn P  $\frac{3}{4}$  RH | All Set (2,1,3)



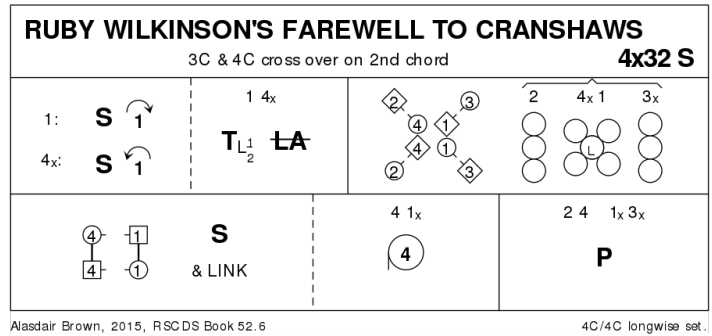
# 11 RUBY WILKINSON'S FAREWELL TO CRANSHAW'S

S32 · 4/4L

Alasdair Brown: RSCDS LII 6 · Crib: MiniCrib's · Diagram: Keith Rose's Diagrams

2 chords - 2nd chord 3s+4s cross to opp sides

- 1-8 | 1s+4s set, cast down/up to 2nd/3rd places (2s+3s step up/down bars 3-4). 1s+4s turn 1/2 LH & dance 1/2 LH across to 1M facing 3L, 1L+3M, 4M+2L, 4L+2M
- 9-16 | 4s+1s dance diagonal interlocking reels of 4 with corner positions (LH across 1/2 way in middle) **while** 2s (in 1st place) & 3s (in 4th place) dance reels of 4 across. End with 4s+1s facing each other, NHJ with partner, (4s face down, 1s face up)
- 17-24 | 4s+1s Set+Link & dance circle 4H round to Left
- 25-32 | 2s+4s also 1s+3s dance Poussette 2 4 (1) (3)



Alasdair Brown, 2015, RSCDS Book 52.6

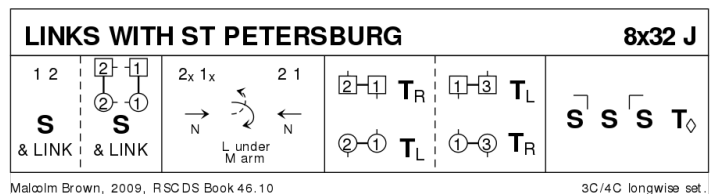
4C/4C longwise set.

# 12 LINKS WITH ST PETERSBURG

J32 · 3/4L

Malcolm Brown: RSCDS XLVI 10 · Crib: E-cribs · Diagram: Keith Rose's Diagrams

- 1- | 1c+2c S&Link, finish 2c facing 1c NHJ ; S&Link to (2x,1x,3)
- 9- | 1c, 2c following, dance down {3}, change sides with NHJ, W passing above M and under his arm, 2c+1c dance up to (2,1,3), 2c facing out
- 17- | 2c turn 1c EH on sides ; 1c turn 3c EH, 1c finish BtoB facing 1cnr
- 25- | SetH&G , petronella to (2,1,3)



Malcolm Brown, 2009, RSCDS Book 46.10

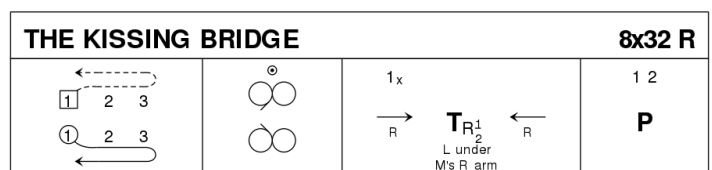
3C/4C longwise set.

# 13 THE KISSING BRIDGE

R32 · 3/4L

Romaine Butterfield: RSCDS XLVII 9 · Crib: E-cribs · Diagram: Keith Rose's Diagrams

- 1- | 1c cast behind own lines and cast back
- 9- | 1c cross down into Mirror Reels3 on opposite sides (1x,2,3)
- 17- | 1c lead down, cross (M below W, who passes under M's arm) ; and up, 2c steps in for
- 25- | 1c+2c Poussette



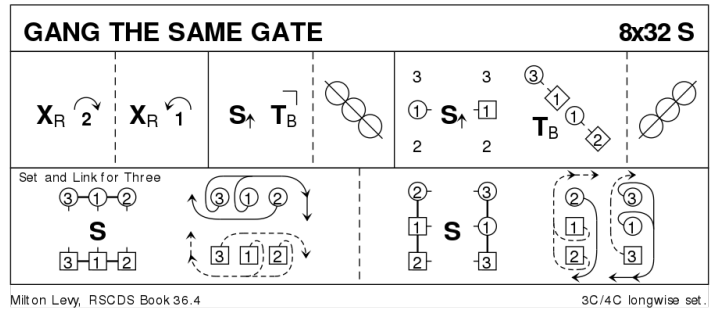
Romaine Butterfield, RSCDS Book 47.9

3C/4C longwise set.

## 14 GANG THE SAME GATE S32 · 3/4L

Milton Levy: RSCDS XXXVI 4 · Crib: E-cribs · Diagram: Keith Rose's Diagrams

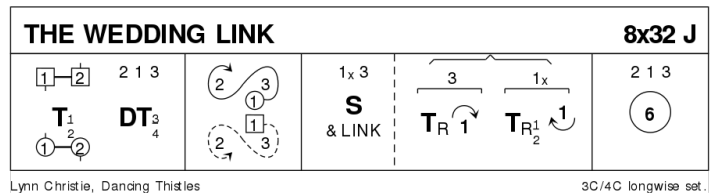
- 1- 1c cross RH | cast off 2 (2c+3c up) ; 1c cross RH and cast up (3c down) to (2,1,3)  
 9- 1c set passing Lsh | turn 1cnrs BH ; ½Reel4 with 2cnrs, at end 1c curve R to between end cpl (M above facing W below)  
 17- 1c set passing Lsh, turn 4cnr (2cnr persons) BH ; ½Reel4 with 1cnrs, at end curve R to end as (3x,1x,2x)  
 25- All S&Link3 ; repeat (2,1,3)



## 15 THE WEDDING LINK J32 · 3/4L

Lynn Christie: The Dancing Thistles · Crib: MiniCribs · Diagram: Keith Rose's Diagrams

- 1-8 1s 1/2 turn 2s on sides (1M RH - 1L LH) to face own sides BtoB, 2s+1s+3s dance Double Triangles  
 9-16 1s on opposite sides dance Figs of 8 round 2s+3s (dance between 3s to start) & end 2nd place opposite sides  
 17-24 1s+3s Set+Link, 1s 1/2 turn RH, lead up to 2nd place **while** 3s turn RH & cast to 3rd place  
 25-32 2s+1s+3s circle 6H round & back



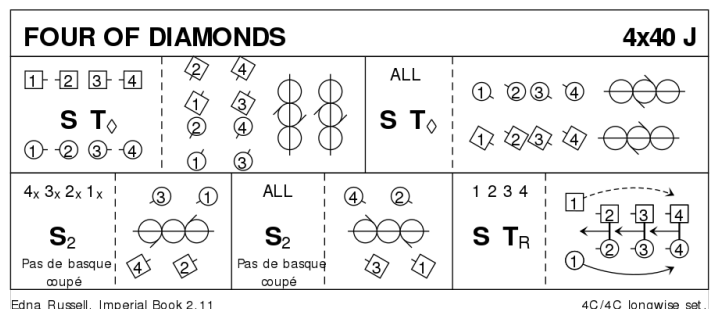
## 16 ORAGE À LYON S32 · 3/3L

Corinne Hilpert · Crib: E-cribs

- 1-- 1c set advancing | turn BH ; dance down 2 places (2c+3c up) | turn BH to 3pl (2,3,1)  
 9-- 3c+1c Tourbillon (2,1,3)  
 17-- All chase clw ½ (to 3x,1x,2x) ; turn P RH ½, face P | cast R to exchanged places (3,1,2)  
 25-- 1c+2c Poussette (3,1,2)

## 17 FOUR OF DIAMONDS J40 · 4/4L

Edna Russell: Imperial Book of Scottish Country Dances - Volumes 1-3 · Diagram: Keith Rose's Diagrams

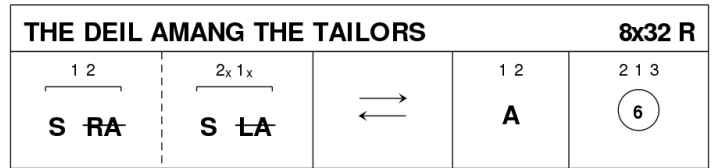


# 18 THE DEIL AMANG THE TAILORS

R32 · 3/4L

RSCDS XIV 7 · Crib: E-cribs · Diagram: Keith Rose's Diagrams

- 1- 1c+2c set, ½ RHA ; set, ½ LHA
- 9- 1c lead down the middle and up, 2c step in for
- 17- 1c+2c Allemande
- 25- 2c+1c+3c circle6 and back.



Daves Collection, RSCDS Book 14.7

3C/4C longwise set.

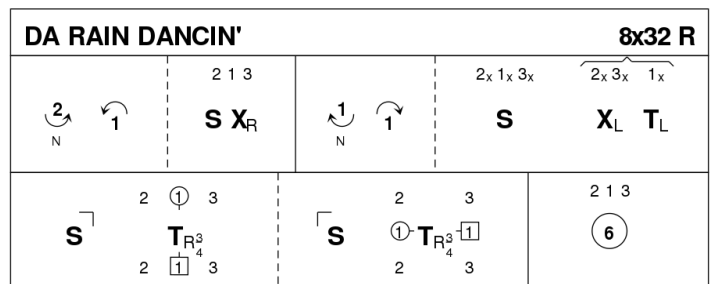
## PROGRAMME ITEM – Extra

# E1 DA RAIN DANCIN'

R32 · 3/4L

Ron Wallace: Whiteadder Collection · Crib: E-cribs · Diagram: Keith Rose's Diagrams

- 1- 1c dance down 2 places and cast up to 2pl (2c up) ; 2c+1c+3c set and cross RH (2x,1x,3x)
- 9- 1c dance up and cast off one ; 2c+1c+3c set | 2c+3c cross LH while {2} 1c turn LH to face 1cnr:
- 17- 1c set R to 1cnr {1} and L to P {1} | turn ¾ RH ; set R to 2cnr and L up/down to P | turn ¾ RH to 2pl
- 25- 2c+1c+3c circle6 and back. (2,1,3)



Ron Wallace, 1991, Whiteadder Collection

3C/4C longwise set.